



### District Report Card: 2017


<b>State:</b> Delhi	<b>District:</b> East Delhi
<b>Class:</b> 3	<b>Subject:</b> Language
<b>Schools:</b> 56	<b>Students:</b> 959


### Participation/Coverage


#### Students

<div>GENDER</div> <div></div>	Boys		Girls	
	Number	%	Number	%
	426	44.42	533	55.58

<div>AREA</div> <div></div>	Rural		Urban	
	Number	%	Number	%
	96	10.01	863	89.99

<div>CATEGORY</div> <div></div>	SC		ST		OBC		GEN	
	Number	%	Number	%	Number	%	Number	%
	143	14.91	3	0.31	42	4.38	771	80.40

<div>CWSN</div> <div></div>	LD	VI	HI	S&LD	ID	Oth
	4	0	0	1	0	21

<div>Management</div> <div></div>	Government		Government-aided	
	Number	%	Number	%
	959	100.00	0	0.00

### Average Performance of Students in Language (%)

Overall	Gender		Area		Management		Social Group			
	Male	Female	Rural	Urban	Govt.	Aided	SC	ST	OBC	GEN
62.22	59.91	64.07	64.51	61.96	62.22	0.00	62.14	62.22	59.05	62.40

## Performance on Learning Outcomes (LOs)

Learning Outcomes	Description	Average Performance(%)
L304	Reads small texts with comprehension i.e., identifies main ideas, details, sequence and draws conclusions	61.97
L312	Reads printed scripts on the classroom walls: poems, posters, charts etc.	62.71

Range of Performance of Students who Answered Correctly							
Below 30%		30% - 50%		50% - 75%		Above 75%	
Number	%	Number	%	Number	%	Number	%
104	10.84	189	19.71	364	37.96	302	31.49

### Lowest Performing Learning Outcomes (LOs)

- 1 - Reads small texts with comprehension i.e., identifies main ideas, details, sequence and draws conclusions (61.97)
- 2 - Reads printed scripts on the classroom walls: poems, posters, charts etc. (62.71)